

Deliverable D1.1: LEAFLET AND ROLLER PANEL

Action	D1	Public awareness and dissemination of results
Dissemination level¹	PU	
Nature²	REPORT	
Due delivery date	June 2016	
Actual delivery date	September 2016	
Number of pages	8	

Lead beneficiary	FECOAM
Contributing beneficiaries	

Document Version	Date	Author(s)	Comments
1	19/08/2016	Pedro Sanchez Seiquer	
		Ana Belén Olivares Martínez	

Acknowledgement:

This deliverable was produced under the co-finance of the European financial instrument for the Environment (LIFE) programme during the implementation of the project “LIFE DRAINUSE” (LIFE14 ENV/ES/000538).

¹ Dissemination level: **PU** = Public, **PP** = Restricted to other programme participants, **RE** = Restricted to a group specified by the consortium, **CO** = Confidential, only for members of the consortium.

² Nature of the deliverable: **R** = Report, **P** = Prototype, **D** = Demonstrator, **O** = Other.

Deliverable abstract

This document describes the development of the Leaflet and roller panel design. This material will be designed and displayed during the project in every meeting, technical events and dissemination actions.

The design of this material has used as base the logo or corporate image, with the purpose of announcing the work.

List of acronyms and abbreviations:

Life Drainuse

List of Contents

1. Project overview.....	4
2. Document objectives	4
2.1 Leaflet and roller panel design	¡Error! Marcador no definido.
2.2. Basic design for a different material	4
2.3. Conclusion	4

1. Project overview

The aim of this action is the use of the final logo in the design of the rest of dissemination Project material.

In this way, the design company is working with the final Project logo to create the dissemination material, like banners, posters and other campaigning materials are available for the project's partners to spread the information about the re-utilization of drainage solution.

2. Document objectives

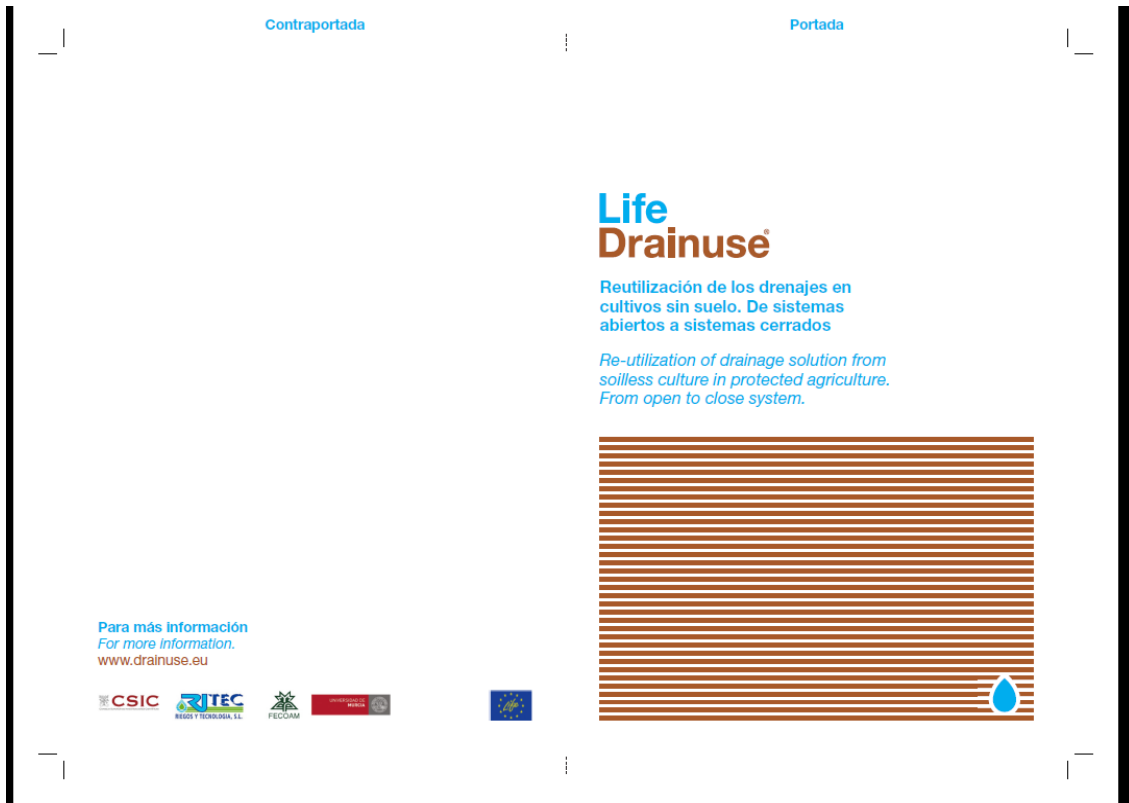
2.1 Leaflet and roller panel design

The design of the brand is applied in the dissemination material, like Graphic Design, Corporate Design, Editing, Printing, Exhibition and Event Service, Advertisement, Mailings, and much more. In this way, the leaflet and roller panels will be created following the logo design and corporate image.

2.2. Basic design for the different material.

The material, as a roll up, flyers and posters, will be elaborated when the final design content has been decided, like images, figures and the normal text color of the on-screen information boxes (Deliverable 4).

2.2.1. Flyer basic design.




2.2.2. Basic design for the 50x70 panel.

Life Drainuse®

Reutilización de los drenajes en
cultivos sin suelo. De sistemas
abiertos a sistemas cerrados

*Re-utilization of drainage solution from
soilless culture in protected agriculture.
From open to close system.*



Para más información
For more information
www.drainuse.eu




2.2.3. Basic design for 100x200 Roll-up.

Life Drainuse

Reutilización de los drenajes en
cultivos sin suelo. De sistemas
abiertos a sistemas cerrados

*Re-utilization of drainage solution from
soilless culture in protected agriculture.
From open to close system.*



Para más información
For more information.
www.drainuse.eu

2.3. Conclusion

The design company incorporated the logo concepts and most of Consortiums suggestions into the final design.

Today the design company is working with the different versions of drafts.